



International Festival of Animation, VFX and Games

2<sup>nd</sup> June 2021

**HOW TO GUIDE**

# Getting started and accessing the event

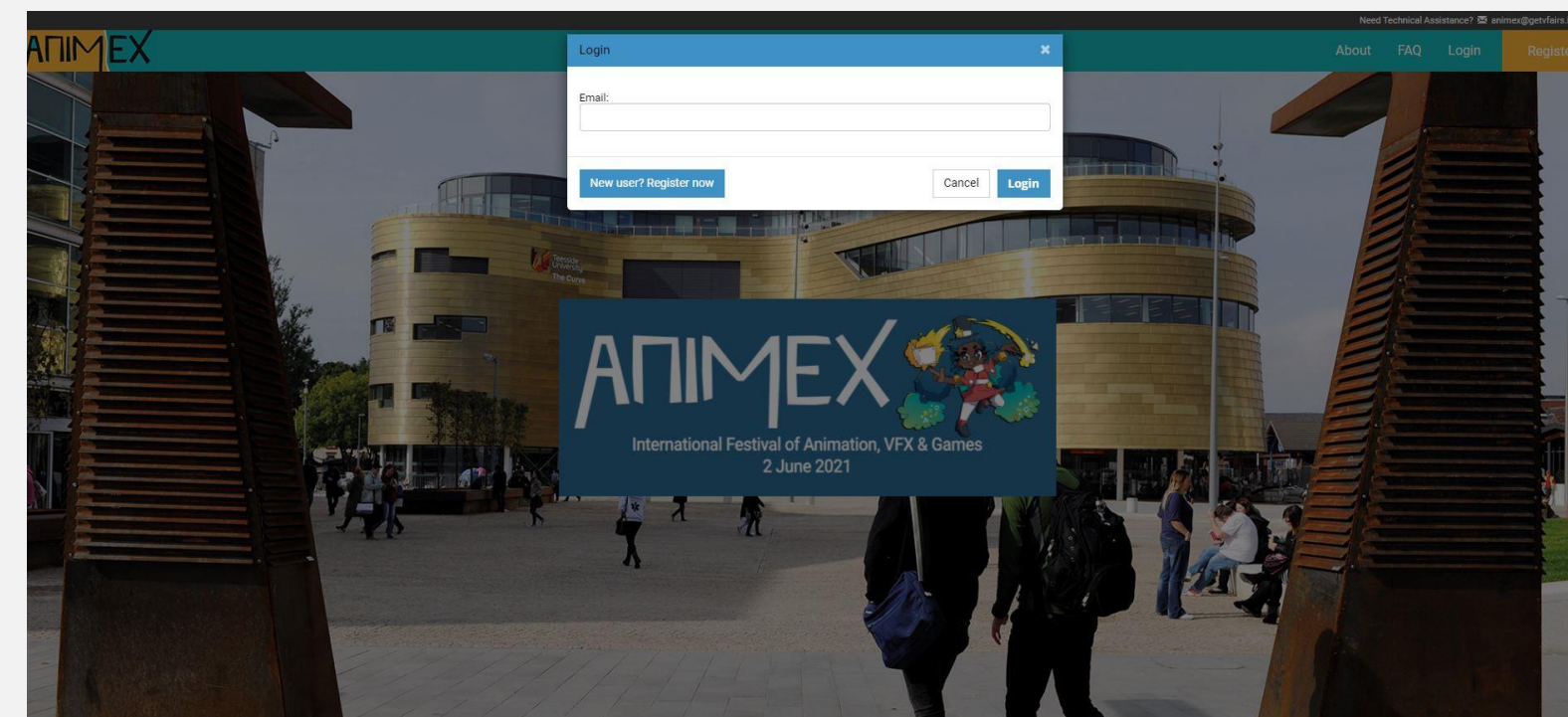
Visit <https://animex.vfairs.com/en/>

The event will be available to access from *Wednesday 2nd June at 8.30am until 9pm on the same day.*

When the pop-up window appears, asking for your email, enter the email address you used to register with and click Login.

The event is accessible on your desktop, mobile or tablet but you'll only be able to log in from one device at a time. If you'd like friends or family to access the link, they'll have to register too.

You are able to login and out as you please but please note the live chat is only live from *9am – 9pm GMT on 2nd of June.*



## International Festival of Animation, VFX & Games

2 June 2021

Animex International Festival of Animation, VFX and Games, founded by Teesside University over 20 years ago, is your chance to get the low-down and behind the scenes secrets of the biggest hits in cinema, TV and games from some of the industries' brightest lights and future stars, brought together to share their knowledge with the next generation.

Animex was founded with a view to creating a world-class inclusive festival promoting an ethos of collaboration and sharing and prides itself on its warm friendly atmosphere.

This online event is part of an even bigger programme, which includes showcasing the work of animators from around the globe at Animex Screen, displaying the work from industry professionals at Animex Exhibition, and Portfolio Reviews from leading members of industry. New this year is our Animex Academy, a series of fantastic workshops and speakers delivered in schools to inspire a new generation.

Brought to you by Teesside University, ranked in the Top 20 in the world for animation courses, and in the Top 5 in the UK (Animation Career Review, 2020), we invite you to join us at one of the premier games and animation events anywhere in the world.

For more information, please visit [animex.tees.ac.uk](https://animex.tees.ac.uk)

### Animex Open Access FREE

Free access to a fantastic selection of pre-recorded talks and discussions, including the exhibition space where you can seek out sponsors and industry studios looking to recruit talent.

### Animex Talk £25

Access to all our exciting live events from Animex Talk, Animex Lounge and the Animex Inclusivity & Diversity Showcase plus all the benefits of the Animex Open Access pass. Can be enjoyed by everyone; fans, students, teachers and professionals!

### Animex Industry £75

An Access-All-Areas pass! Access to everything included in the Animex Talk pass and Animex Open Access pass, with exclusive access to live events from Animex Industry, Animex Industry Lounge, and to the Q&A with our inspiring Animex Inclusivity and Diversity Speakers.

All ticket holders will be able to access their respective vault of talks for 30 days after the event has ended



# What you can find at the event


## ■ LOBBY & INFO POINT

Once you have successfully logged in, you'll be taken to the event lobby where you can see everything at a glance. Check out the agenda, access the exhibit hall, or visit the Info Point to get more information. Navigate back to lobby at any time during the event.




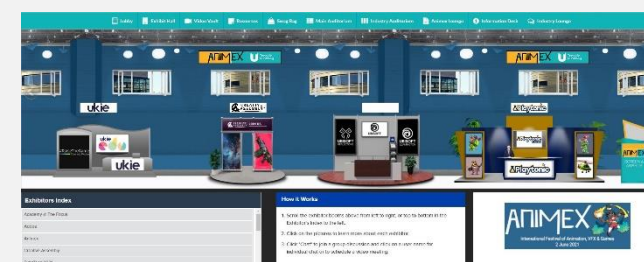
## ■ SESSIONS – ONLY FOR ANIMEX TALK AND INDUSTRY PASS HOLDERS

To view talks, you can click on the Auditorium entry way on the left of the lobby, or alternatively, go to Main Auditorium or Industry Auditorium on the navigation bar. Don't worry if you miss a talk, all of our sessions are available on demand for 30 days! [Check our programme here!](#)



## ■ EXHIBIT HALL

Ask questions, live chat, download brochures and arrange meetings with our range of exhibitors and recruiters showcasing their work. Scroll through the exhibit hall or search the exhibitor index to explore the booths. To visit the next booth, remember to click 'Back to Floor' to return to the Exhibit Hall. To return to the lobby, simply click on 'Lobby' in the navigation bar. Ensure you use the navigation bar at the top of your screen to navigate your way through the event. Simply click to access each area.



## ■ INTERACTING ON THE STAND

Once on an exhibitor's booth, you'll be able to take a look around and interact with the exhibitor through the following:

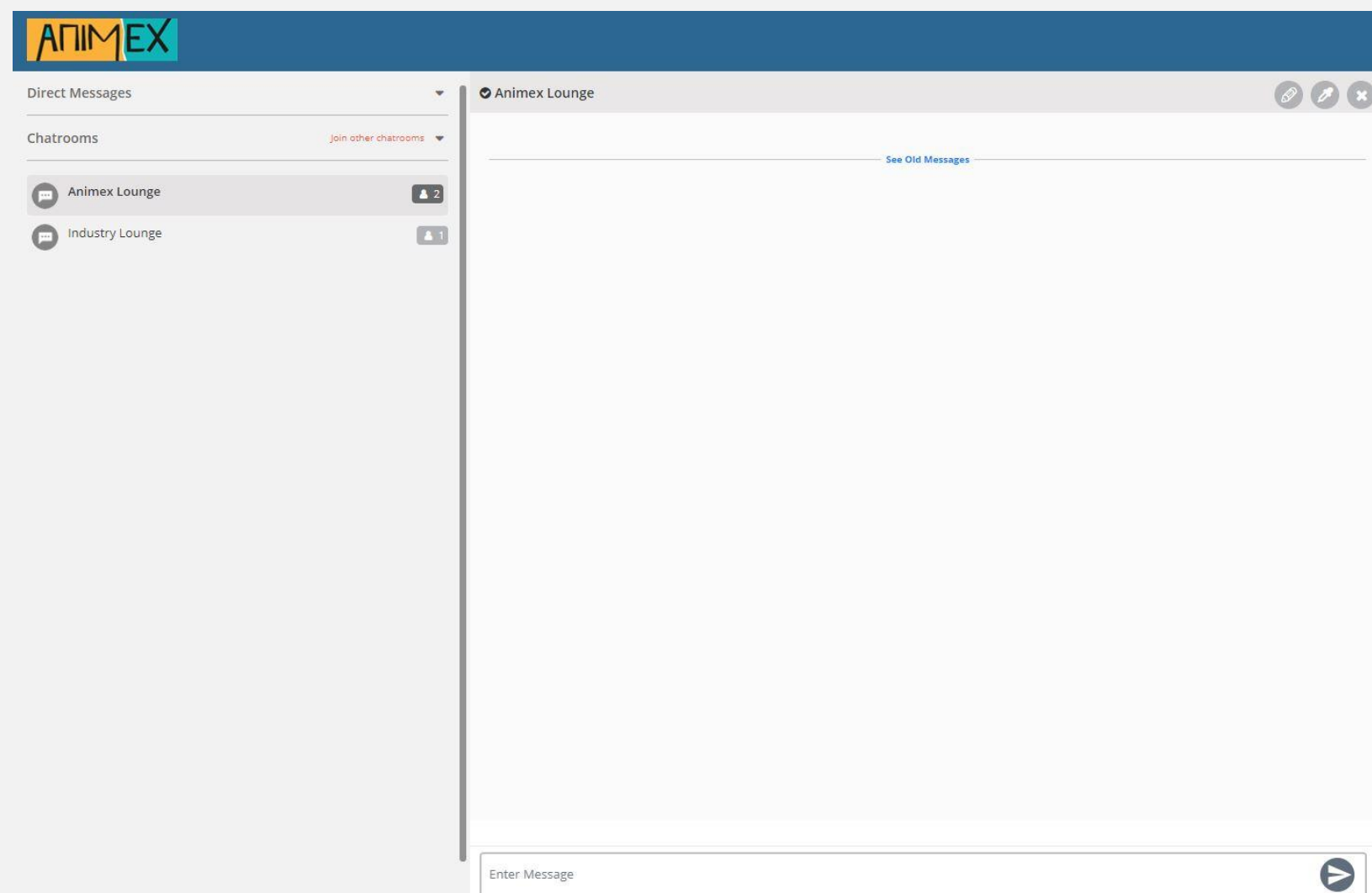
**Leave your details for more information** – remember, by clicking this button, the exhibitor will receive your contact details to ensure they can contact you with more information.

**Click on the live chat room to ask questions** – You can chat via text/ phone or video.

**Download brochures** – Each booth will have options to view brochures or add the brochures to your Swag Bag- keep a lookout for the 'Add to Swag Bag' symbol.

Remember, you can access your Swag Bag at any time by returning to the lobby and clicking on 'Swag Bag' in the top Navigation.

In addition to viewing exhibitor videos within each booth, they may also be accessed from the top navigation bar. All videos available in the event will be listed here alphabetically. You can search by scrolling through the list, or by using the search bar at the top. Click 'Play' to view the video.



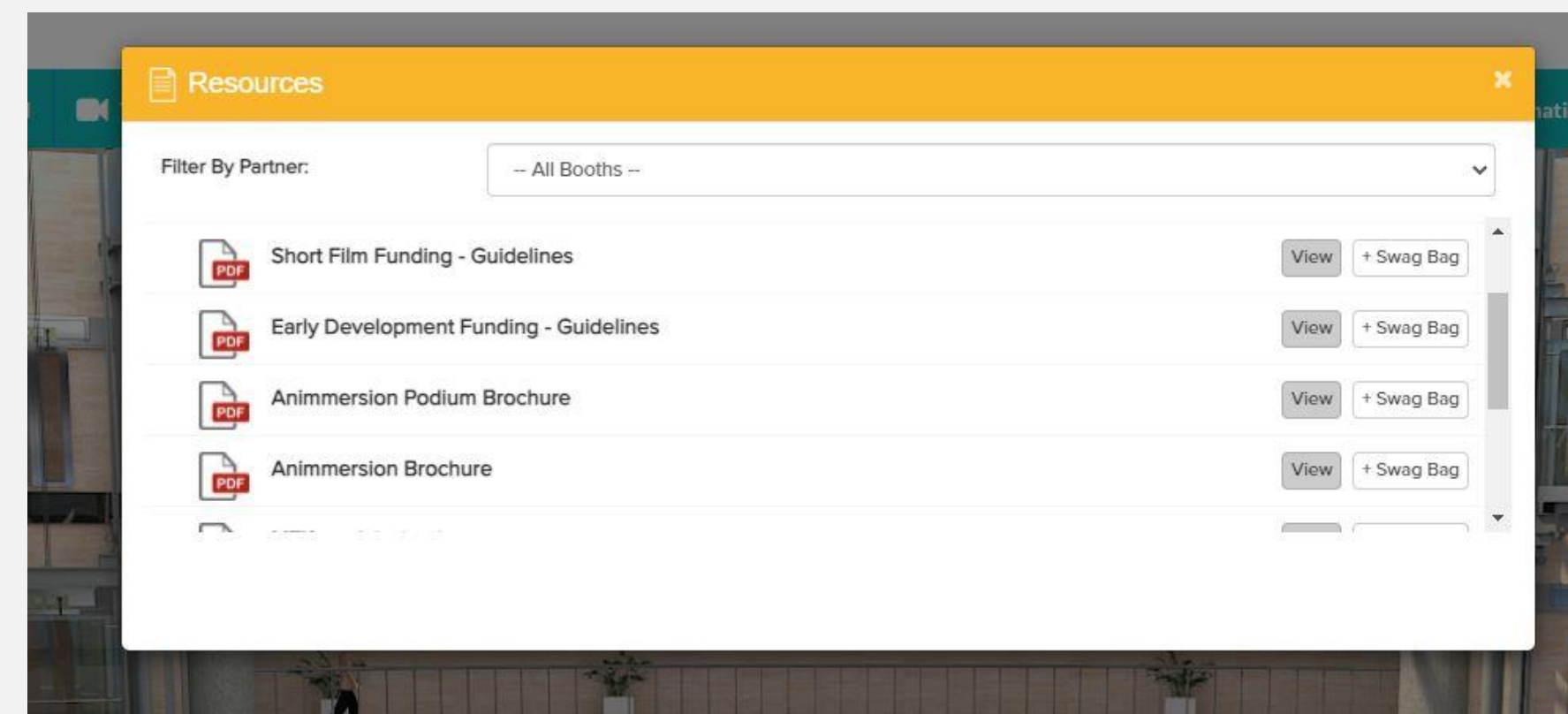
### ■ NETWORKING OPPORTUNITIES

In order to chat live, click on the 'Animex Lounge' tab on the top navigation bar or the 'Chat' tab within the exhibitor booth and you will be taken into the live chat rooms, Industry Pass holders also have access to the 'Industry Lounge' in the navigation bar. You can either take part in our 'Animex Lounge' or 'Industry Lounge' chat rooms, speak with speakers, attendees, or initiate a private chat with specific exhibitors, where you can chat via audio and video too. To do this you will need to click on the small audio/video icon at the top.

### ■ YOUR SWAG BAG

Your personal Swag bag is similar to what you'd receive at a live event, a bag that you can use to place all the useful information you pick up at the event. Whether it's contacts, videos or online brochures, you'll be able to click 'Add to my Swag Bag' throughout the show. To view your Swag bag, you can click on the Swag bag area in the navigation bar.

Documents in your Swag Bag can also be emailed. While in your Swag Bag, simply click on the checkbox next to each document and click on 'Email' to the far right. You will be emailed a link where the files can be downloaded.



### IF YOU NEED ASSISTANCE

If you have any technical issues or need to ask questions, please visit the information desk in the navigation bar or the information point in the lobby which is open from 9am – 9pm GMT.

ENJOY THE SHOW!



Presented by



Event Sponsors



TEES VALLEY MAYOR

